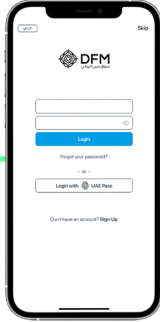


# Tutorial: Request a NIN for a Minor via DFM App

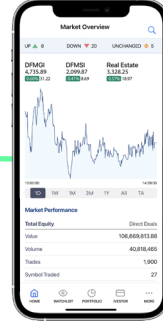
## STEP 1

Sign in to your Account through DFM App



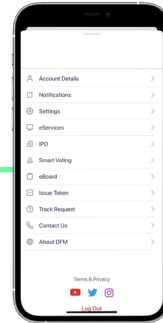
## STEP 2

Select "More" from the menu tab below



## STEP 3

Select "eServices"



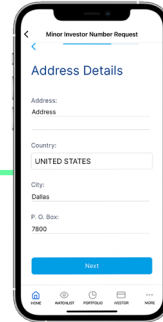
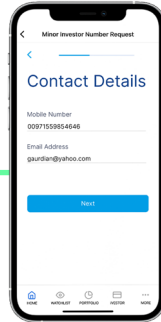
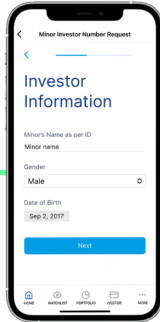
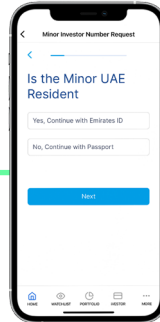
## STEP 4

Select "Minor Investor Number request"




## STEP 5

Fill in the details



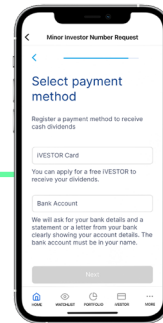
## STEP 7

Read and accept the acknowledgement



## STEP 6

Select your preferred payment method



## YOU ARE DONE

